

CHICKEN: A Class Act

Chicken today...

is more nutritious and delicious than ever! Chicken farmers in Canada are dedicated to producing chicken of the highest safety and quality. This industry is a great source of Canadian pride!

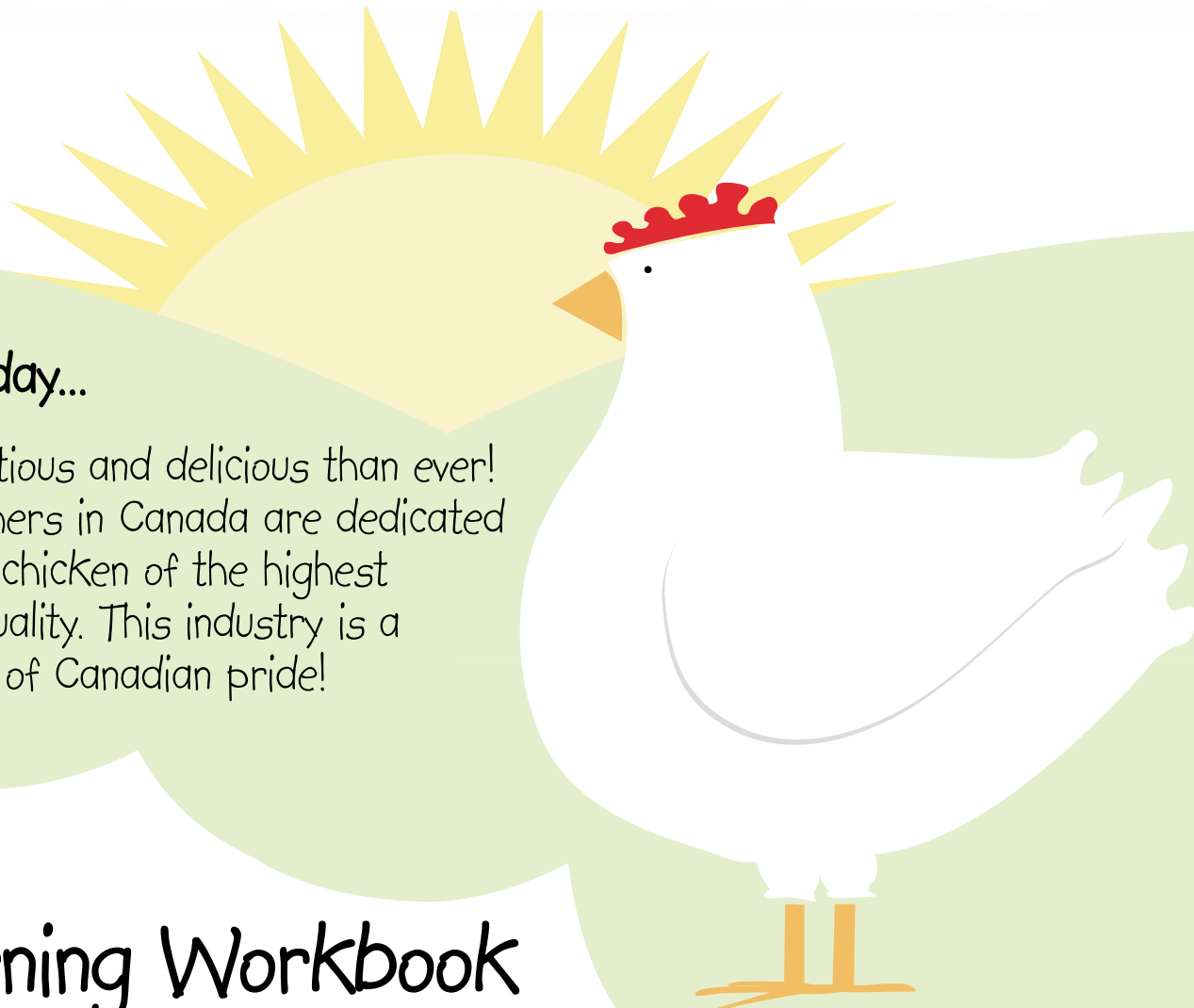
A Learning Workbook

Produced for use in your classroom, Grades 2 to 5

Common Curriculum Areas: Language, Mathematics, Science

To learn more about the chicken industry, simply call (613) 241-2800, or log onto the Chicken Farmers of Canada web site:

www.chicken.ca



Chicken: A Class Act

A Learning Workbook for use in
classrooms - Grades 2 to 5

This CFC educational resource,
Chicken: A Class Act consists of:

- A video
- A learning workbook
- A poster

Researched and written by:
Ellen Williams and Kate Miller of
Ladders to Learning Inc.

Special thanks to:
Kari Tiffin of Bright By Design
for design and graphics

Published by
Chicken Farmers of Canada
Ottawa, 2003
Copyright © 2003
ISBN 0-9732294-0-3

Cette publication est aussi disponible
en français sous le titre:
Le poulet : une classe supérieure



**Chicken Farmers
of Canada**
**Les Producteurs de
poulet du Canada**

For more information, please contact:

Chicken Farmers of Canada

350 Sparks Street - Suite 1007

Ottawa, Ontario, Canada K1R 7S8

tel: (613) 241-2800

fax: (613) 241-5999

Email: cfc@chicken.ca

Website: www.chicken.ca

Portions of this booklet may be
photocopied for classroom use.

Any use of this booklet for purposes other
than classroom use, in whole or in part,
must receive the prior authorization of
Chicken Farmers of Canada.



Contents

Activity # 1	Amazing Ad	1
Activity # 2	Roving Reporter	2
Activity # 3	Cluck Cluck's Restaurant	3
Activity # 4	So, You Want to be a Chicken Farmer	4
Activity # 5	Growth Journal	5
Activity # 6	Build a Barn	6
Worksheets	Assessment Charts > Language, Math, Science	7,8,9
Worksheet	Observing the Groups	10
	Suggested Resource Material	11









= web support

printable worksheets
available from web site:
www.chicken.ca



Curriculum and Grade Key Guide:

Curriculum Areas	
L	Language
M	Math
S	Science
Strands	
L	 Reading  Writing  Oral/Visual
M	 Number Sense  Data Management
S	 Life Cycles

Amazing Ad

Easy to Serve!

Activity Focus

Students will design a full page colour advertisement for the magazine "Canadian Chicken". The advertisement will feature a favourite chicken product available from the supermarket.

KEY

2+3

L




Materials Needed:

CFC Video

CFC Poster

Used Magazines (ie. Canadian Living)



ADAPTATION

4+5

L



Multi-Media

Students present their ad in a variety of media...slideshow, cartoon, radio spot, info-mercial or as a black and white newspaper advertisement.

Teaching/Learning Strategies:

Students watch video

Brainstorm with class and list favourite chicken products on chart paper

With class create a web of phrases and words to describe food products
(Examples: Scrumptious, mouth watering, low fat, ready to serve, oven to table)

Each student chooses a product to feature and writes copy (text) for the ad

Students illustrate the ad with drawings, cartoons or cut-out pictures of product, consumers etc.

Display the ads as a billboard

Or - put the posters together as a classroom book




Activity Focus

Students will interview school staff and fellow students on their knowledge of chicken farming in Canada and record their answers. The findings from the interview will be used as a basis for information presentations.

KEY
4+5
L


Materials Needed:

CFC Video, Suggested Resource material

 Sample questionnaire

 Answer key



ADAPTATION
2+3
L



MMMMM...Good!

Prepare 5 interview questions based on chicken products for students to take home and use to interview their family members. (Use information gathered for "Amazing Ad'.") Students record answers and share with class in short oral report.

Teaching/Learning Strategies:

Students watch video

 Pairs of students (interviewer & recorder) interview 5 students or staff members using sample questionnaire

 Reporters record answers then tabulate number of right and wrong for each question from their 5 interview sheets (use answer key)

Collect and record with class on tally sheet the total number of right and wrong for each question

Organize students in small groups, each group is assigned a topic (Ex: environment, food safety, nutrition, new products, hormones)

Students prepare an information presentation based on answers from interviews using suggested resource material

Invite interviewees for a special series of presentations "Chicken Farming in Canada- The Real Goods!" Show video to audience

Reports could be in the form of an info-mercial, slideshow, oral report



Activity Focus

Students will choose 2 dishes from CLUCK CLUCK'S RESTAURANT menu. The class then collects and tallies their menu choices. After data is collected students will organize findings and record in bar graph format. Students will interpret their graphs to identify the most popular chicken menu choice at CLUCK CLUCK'S.

KEY

2+3

M




Materials Needed:

CFC Video

Menu Template or teacher created menu

Graph Grid



ADAPTATION

4+5

M



Chicken Choices

Add money values to the choices on CLUCK CLUCK'S menu. Students choose their chicken dishes and total amount of class order. Suggestion: Ask students to design their own menu and place their orders, using the new menus.

Teaching/Learning Strategies:

Students watch video

List menu choices for class on chart paper

Hand out menu templates to students

Students check 2 menu choices on their individual menu

Each student records their choices on the class chart using tally method

Total choices for each menu item on class chart, students record these totals on their own menu

Students organize and record these totals on bar graph

Ask class to interpret their graphs by rating CLUCK CLUCK'S menu choices from 1 to 6

**Activity Focus**

Students will identify the needs of chickens raised in a well maintained environment.

Using their findings, the students will formulate a budget to set up their own imaginary chicken farm.

KEY**4+5****M****Materials Needed:**

CFC Video, Suggested Resource Material
Possible Needs list

**ADAPTATION****2+3****M****Chickens Need...**

From the Needs Choice List, put needs into three categories - must be in barn, must not be in barn, could be in barn. Students record findings in chart form.

Teaching/Learning Strategies:

Students watch video

Present the following challenge to the class:

"So, you want to be a chicken farmer..."

- Imagine you are a farmer with a brand new chicken farm
- Your new barn is built and ready for the first delivery of 100 baby chicks
- You must choose the top 5 needs of these baby chicks

Post the 10 possible needs on chart paper. In small groups, farmers eliminate the 3 needs choices that must not be included and 2 needs choices that are not essential

Class tallies and identifies 5 correct choices

Groups prepare a budget by assigning dollar figures to each of the 5 needs

Groups calculate the total cost of the chicks' needs (Further challenge groups to calculate their cost per baby chick)

Groups of farmers present their budget to the class

Possible Needs Choice List	• food*	• hormones	• piped-in music
	• cages	• hawk	• shavings/ bedding*
	• water*	• heat*	
	• ventilation*	• skylights	

*correct choices

**Activity Focus**


Students will record and illustrate the growth stages of chickens raised in poultry barns.

KEY**2+3****S****Materials Needed:**

CFC Video

8.5" x 11" card or paper

journal template

**ADAPTATION****4+5****S****Growth Cycles**

Investigate the growth cycles of other species such as fish, dinosaurs, or humans. Students prepare a research paper on growth cycles, complete with diagrams and bibliography.

Teaching/Learning Strategies:

Students watch video

Brainstorm with class to review growth stages of chickens

Chart the growth stages in 3 categories: weight, food and covering

Students construct Flip Flap Journal (see box below)

Using journal template provided, students cut out pages and glue in correct order inside flaps of journal cover

Students label the stages and illustrate their journal covers

Flip Flap Journal

Fold paper into sixths

Open and cut to center, fold as shown

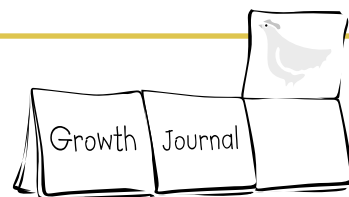


Chart of Growth Stages and Categories

Stages	Weight	Food	Covering
egg	52g	egg fluid	shell
chick	35g	mash	down
pullet or cockerel	2000g	pellets	feathers

**Activity Focus**

Students will design a floor plan for a chicken barn. This barn must fulfill all the criteria necessary to provide a workable, well-maintained environment for chickens. Using the floor plan as a "blue print", students then construct a model of their design in a shoe box.

KEY**4+5****S****Materials Needed:**

CFC Video, Suggested Resource Material

CFC Poster

Graph paper for plan

Shoe boxes

Material for constructing barns
(i.e. cardboard, balsa wood, straws)

"Winners Circle" certificate

**ADAPTATION****2+3****S****Chicken Barn**

Discuss the importance of a workable, well-maintained environment for chickens. Refer to the "Barn Criteria" box (right). Students draw an ideal chicken barn, which includes all of the barn criteria.

Teaching/Learning Strategies:

Students watch video, note details of chicken barn design

Discuss environmental needs of chickens, list criteria for barn construction

Ask pairs of students to design a floor plan that fulfills all of the barn criteria

Discuss and decide on a workable scale for graph paper design

Students design and draw plan to scale

Using plan as "blue print", students construct their model barn

Present models at "Chicken Expo"


Architectural Awards for Most Practical Design, Most Creative Design













Present winners with "Winners Circle" certificates

Barn Criteria

- ventilation
- water sources
- heating system
- natural lighting
- food stations
- bedding/shavings

LANGUAGE TYPING IN YOUR CURRICULUM - Student Assessment Checklist










 = web support

Main Curriculum Area	Specific Curriculum Area	Grade Level	General Outcomes (varies according to provincial curriculum)	Specific Outcomes (varies according to provincial curriculum)	Booklet Activity	Level Achieved	Comments
Language		2+3			Amazing Ad		
		2+3			Amazing Ad		
		2+3			Amazing Ad		
Adaptation	  	4+5			Multi-Media		
Language		4+5			Roving Reporter		
		4+5			Roving Reporter		
		4+5			Roving Reporter		
Adaptation	  	2+3			Mmmm Good!		







Student: _____

Date: _____

Main Curriculum Area	Specific Curriculum Area	Grade Level	General Outcomes (varies according to provincial curriculum)	Specific Outcomes (varies according to provincial curriculum)	Booklet Activity	Level Achieved	Comments
Math		2+3			Cluck Cluck's Restaurant		
		2+3			Cluck Cluck's Restaurant		
Adaptation	 	4+5			Chicken Choices		
Math		4+5			So... You Want to be a Chicken Farmer		
		4+5			So... You Want to be a Chicken Farmer		
Adaptation	 	2+3			Chickens Need		

Student: _____

Date: _____


Main Curriculum Area	Specific Curriculum Area	Grade Level	General Outcomes (varies according to provincial curriculum)	Specific Outcomes (varies according to provincial curriculum)	Booklet Activity	Level Achieved	Comments
Science		2+3			Growth Journal		
Adaptation		4+5			Growth Cycles		
Science		4+5			Build a Barn		
Adaptation		2+3			Chicken Barn		



Student: _____

Date: _____

Observing the Groups

 = web support

Group
Number


Seeks
Information
Asks
Questions

Shares
Tasks
Well

Stays
on
Task

Responds
to
Ideas


Presents
Information
Clearly



Date: _____

Activity: _____

Curriculum Area: _____



Suggested Resource Material



Chicken Web Sites

Chicken Farmers of Canada
www.chicken.ca

Provincial Chicken Board web sites
www.chicken.ca/E__links.htm

Other Helpful Sites

Canadian Partnership for Consumer Food
Safety Education
www.canfightbac.org

Ontario Farm Animal Council
www.ofac.org

Canadian Turkey Marketing Agency
www.canadianturkey.ca

Poultry Industry Council
www.poultryindustrycouncil.ca

Canadian Egg Marketing Board
www.canadaegg.ca

Eat Well Eat Safe
www.eatwelleatsafe.ca

British Eggs Information Service
www.eggsedu.org.uk/ks3/indexks3.htm


Chicken Related Books - Fiction:

TITLE	AUTHOR	PUBLISHER	ISBN#
Brewster Rooster	Berny Lucas	Kids Can	1-55074-292-2
Too Many Chickens	Paulette Bourgeois	Kids Can	1-55074-067-9
Emma's Egg	Margriet Ruurs	Stoddard	0-77375-898-4
Benjamin's Barn	Reeve Lindberg	Penguin USA	0-14050-863-5
Chickens Aren't The Only Ones	Ruth Heller	Price Stern	0-448-40454-0
Chickens and Their Wild Relatives	Alice L. Hopf	Granite Impex	0-396-08085-5

Chicken Related Books - Non Fiction:


TITLE	AUTHOR	PUBLISHER	ISBN#
The Usborne Book of Animals	Felicity Everett	National Book Service	0-7460-1022-2
Eggs and Chicks	F. Patchett	Usborne	0-7460-47037
Farm Animals	F. Everett	Usborne	0-7460-1023-0
On The Farm	A. Smith	Usborne	0-7460-2775-3
1001 Things to Spot on the Farm	G. Doherty	Usborne	0-7460-2955-1
Canada at Work- Farming	Ann Love	Kids Can	1-55074-821-1

CHICKEN: A Class Act



For a special message from
The Chicken Farmers of Canada,
colour this poster and mail it to:
Chicken Farmers of Canada
350 Sparks Street-Suite 1007
Ottawa, ON K1R 7S8

www.chicken.ca



www.chicken.ca